



The APCC Program is delivered by the



Wave 4

Diabetes, Coronary Heart Disease and Access & Care Redesign

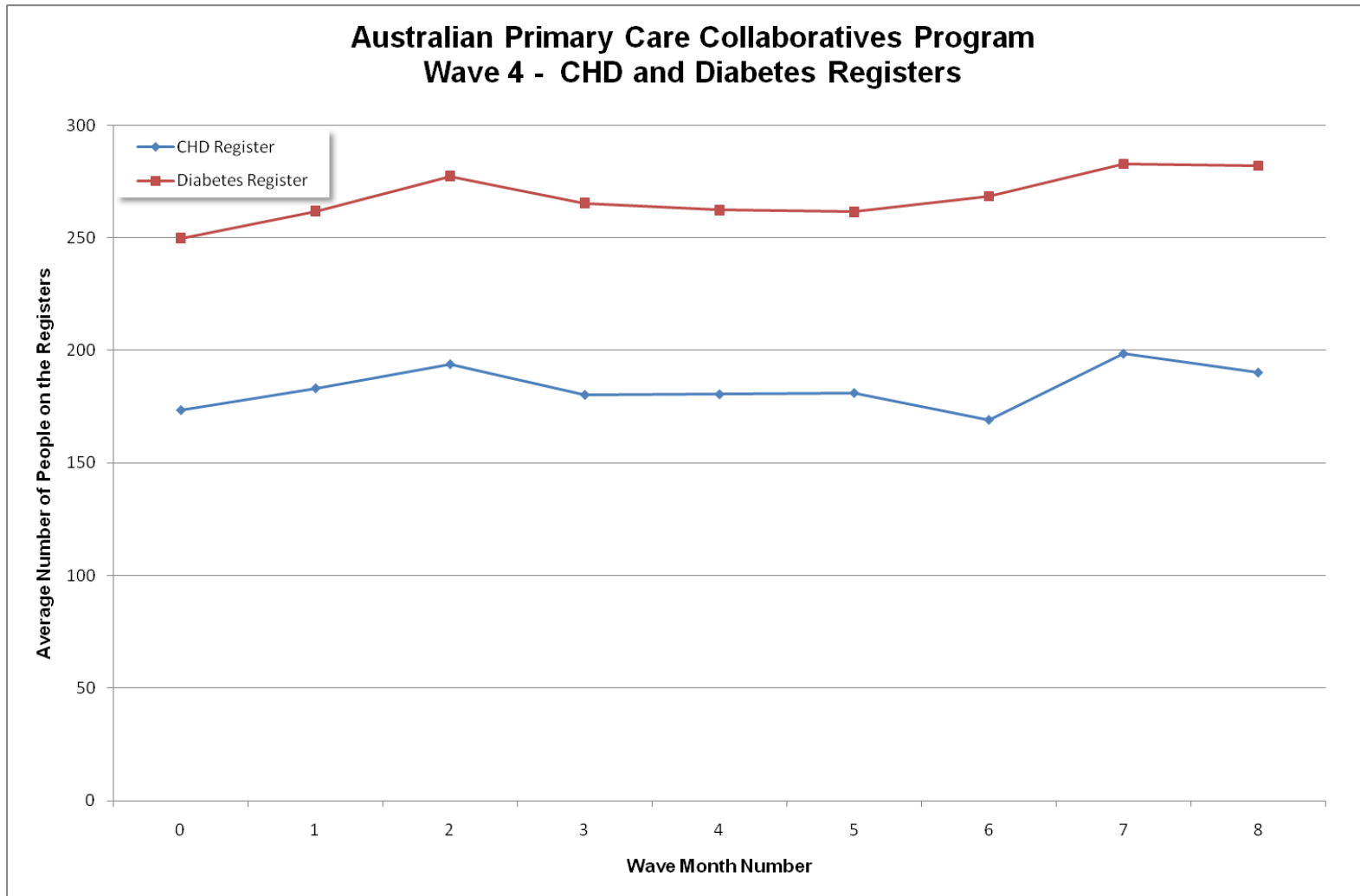
File Name and version	Date/Time Last Saved
Wave 4 Results 100601.Docx	01/06/2010 2:00 PM

Prepared by
Improvement Foundation

Diabetes, Coronary Heart Disease and Access & Care Redesign

Wave 4 (national) Results (from baseline to month 8)

CHD and Diabetes Registers – Mean number of patients per health service



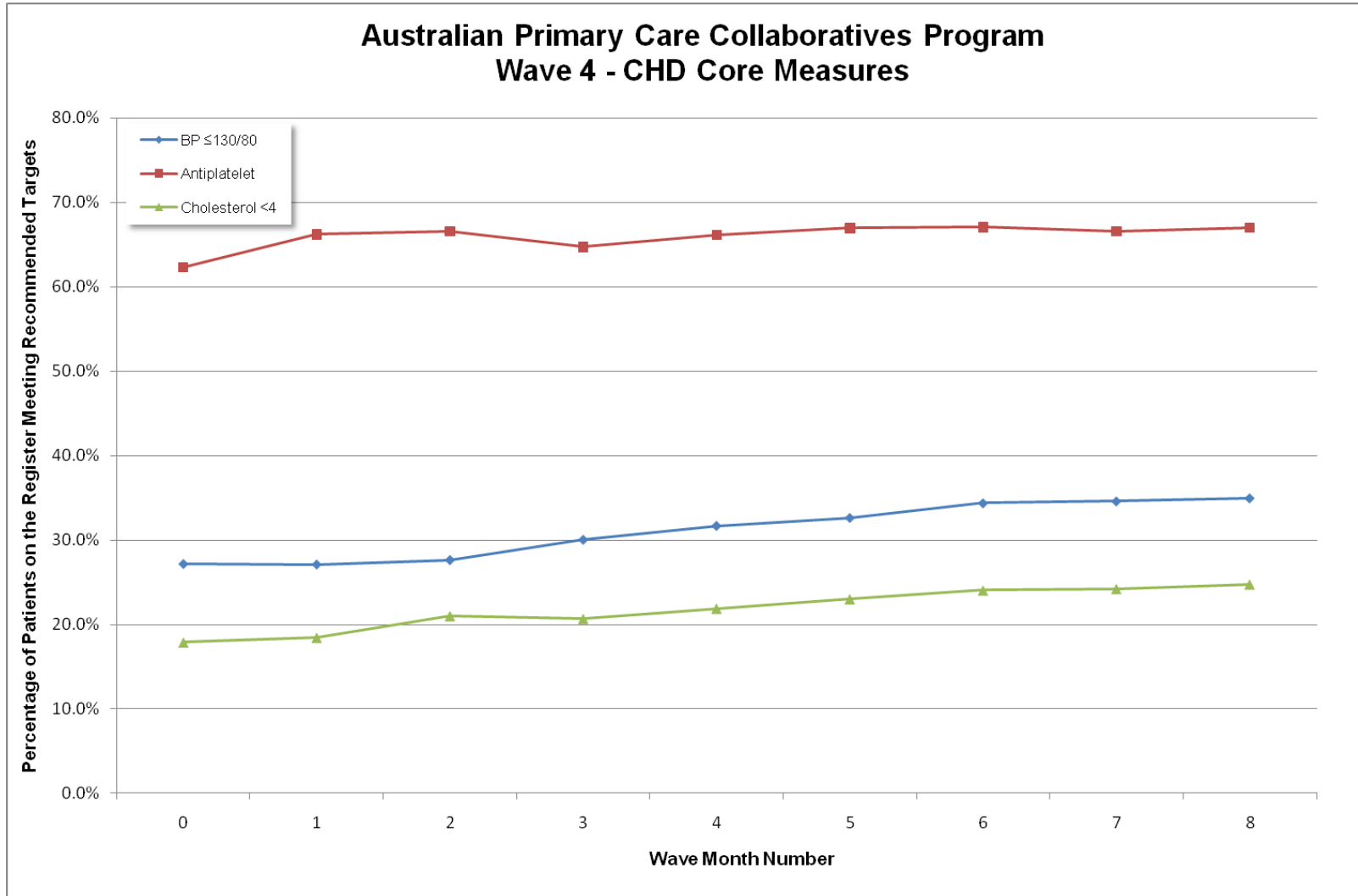
CHD and Diabetes registers: The number of people within the clinical database that are coded with a diagnosis matching the CHD and/or Diabetes definition.

During months 6/7 one of the extraction tools (used by health services to extract data from clinical software) was updated. When this change occurred, not all CHD and Diabetes patients were counted. This change is reflected in the register results at month 6/7, as per above. As this issue was resolved, the results steadied again at month 8.

Diabetes, Coronary Heart Disease and Access & Care Redesign

Wave 4 (national) Results (from baseline to month 8)

CHD Measures



MEASURES

BP ≤130/80: The % of people on the CHD register who have a blood pressure record in the last 12 months of ≤130/80.

Anti-platelet: The % of people on the CHD register who are prescribed an anti-platelet agent.

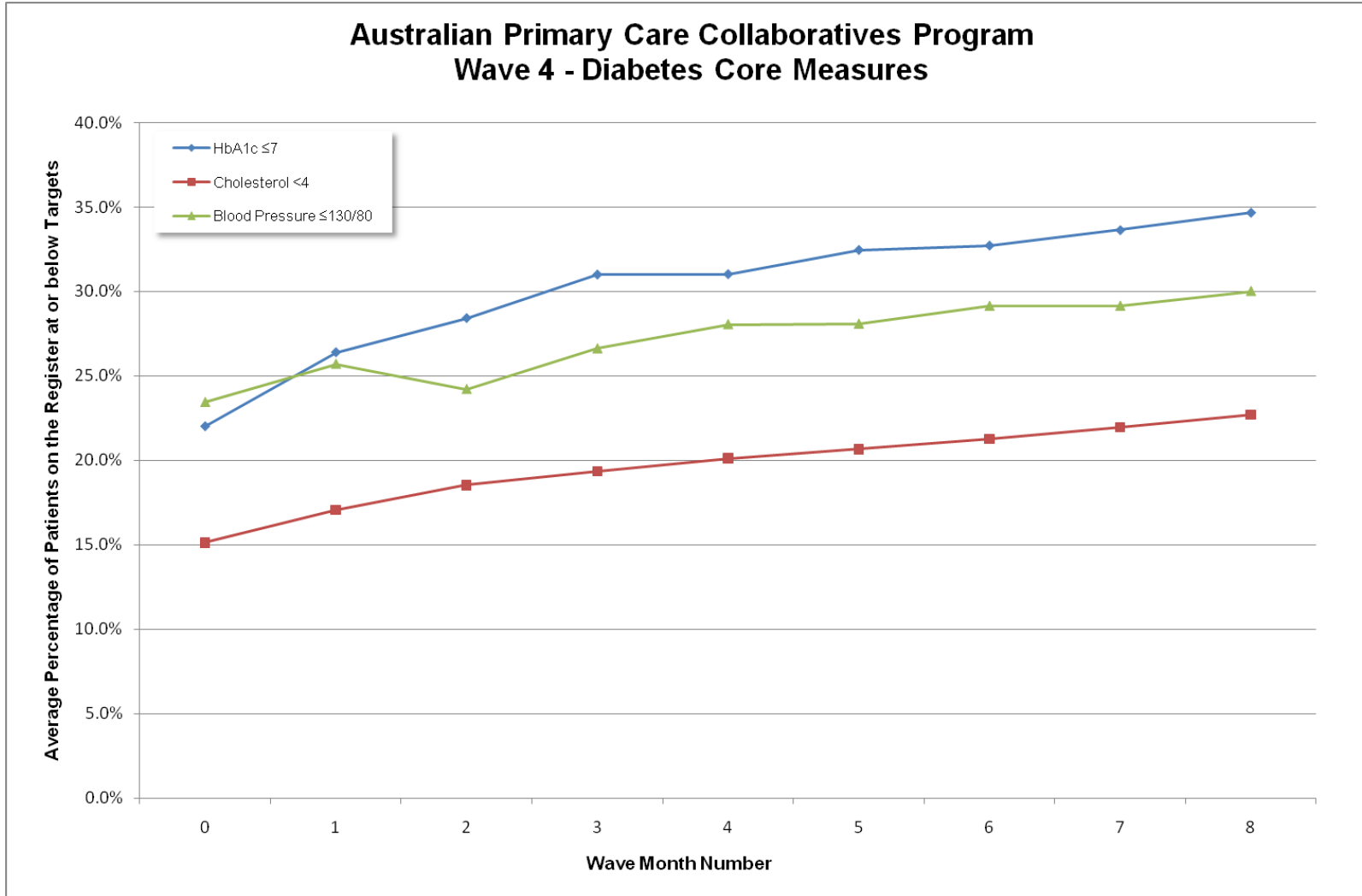
Cholesterol <4: The % of people on the CHD register whose cholesterol was recorded in the last 12 months at <4mmol/L.

CHD measures are improving at a steady rate. From baseline, the blood pressure measure has improved by 7% and the cholesterol measure has improved by 8%, to date.

Diabetes, Coronary Heart Disease and Access & Care Redesign

Wave 4 (national) Results (from baseline to month 8)

Diabetes Measures



MEASURES

HbA1c ≤7: The % of patients on the diabetes register with a recorded HbA1c measurement within the last 12 months that is ≤7%.

Cholesterol <4: The % of people on the diabetes register whose cholesterol was recorded in the last 12 months at <4mmol/L.

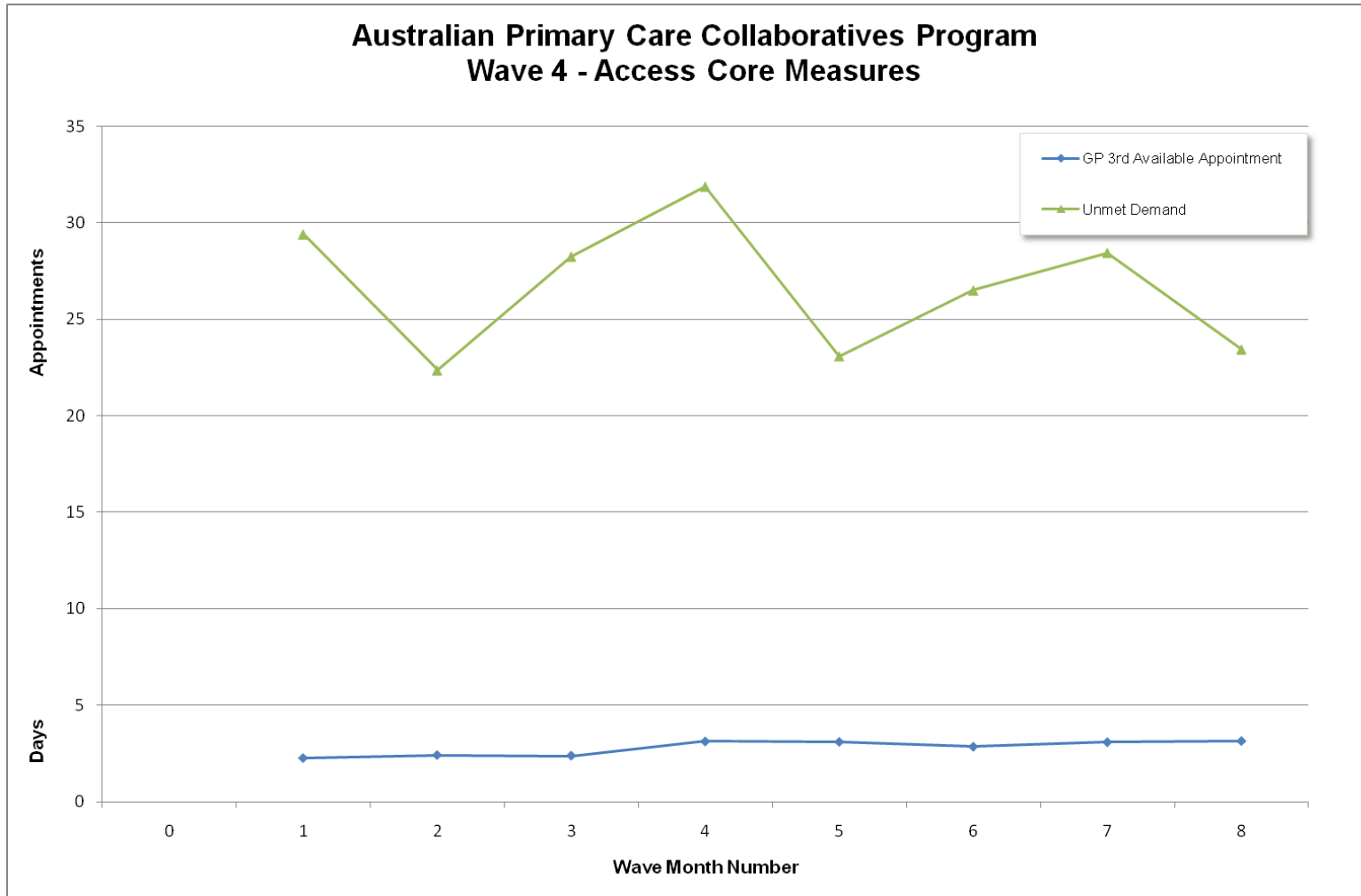
BP ≤130/80: The % of people on the diabetes register who have a blood pressure recorded in the last 12 months of ≤130/80.

Diabetes measures have shown consistent improvements since baseline. The HbA1c measure has improved by 13%, the cholesterol measure has improved by 8% and the blood pressure measure has improved by 7%, to date.

Diabetes, Coronary Heart Disease and Access & Care Redesign

Wave 4 (national) Results (from baseline to month 8)

Access Measures



MEASURES

GP 3rd Available Appointment: The number of days at any given time until the third next appointment is available.

Unmet Demand: The number of patients whose appointment demands were not met.

The baseline measures for access begin at month one, which occurs after the first learning workshop. This gives participants more opportunity to understand the access measures. A decrease (i.e. improvement) in Unmet Demand is starting to occur from months 1 to 8. This shows that there are fewer patients, since the beginning of the wave, whose appointment preferences have not been met.