



The APCC Program is delivered by the



Wave 4

Diabetes, Coronary Heart Disease and Access & Care Redesign

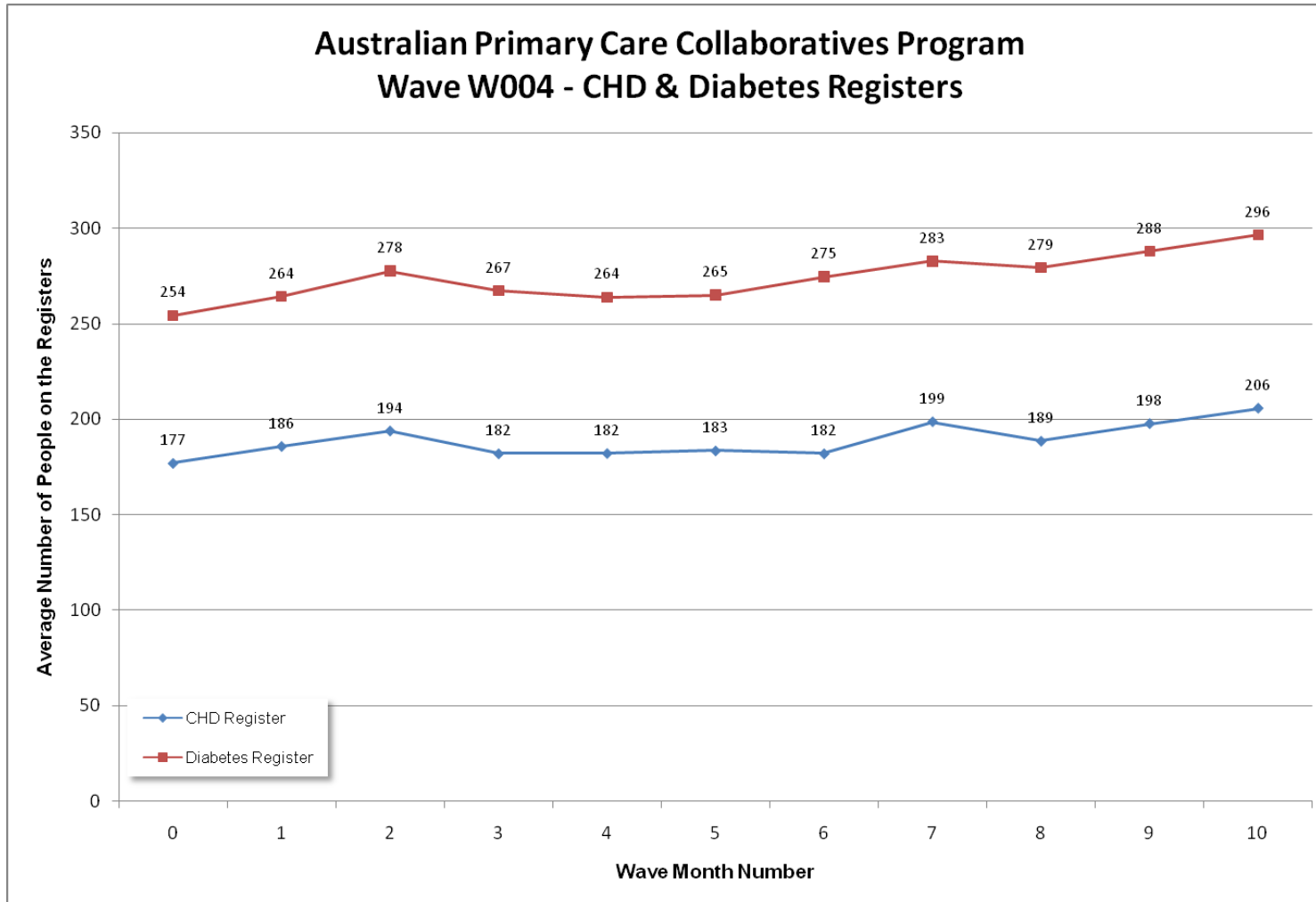
File Name and version	Date/Time Last Saved
Wave4_Results_Month10	12/7/2010 3:18 PM

Prepared by
Improvement Foundation

Diabetes, Coronary Heart Disease and Access & Care Redesign

Wave 4 (national) Results (from baseline to month 10)

CHD and Diabetes Registers – Mean number of patients per health service



CHD register: The number of people within the clinical database that are coded with a diagnosis matching the CHD definition.

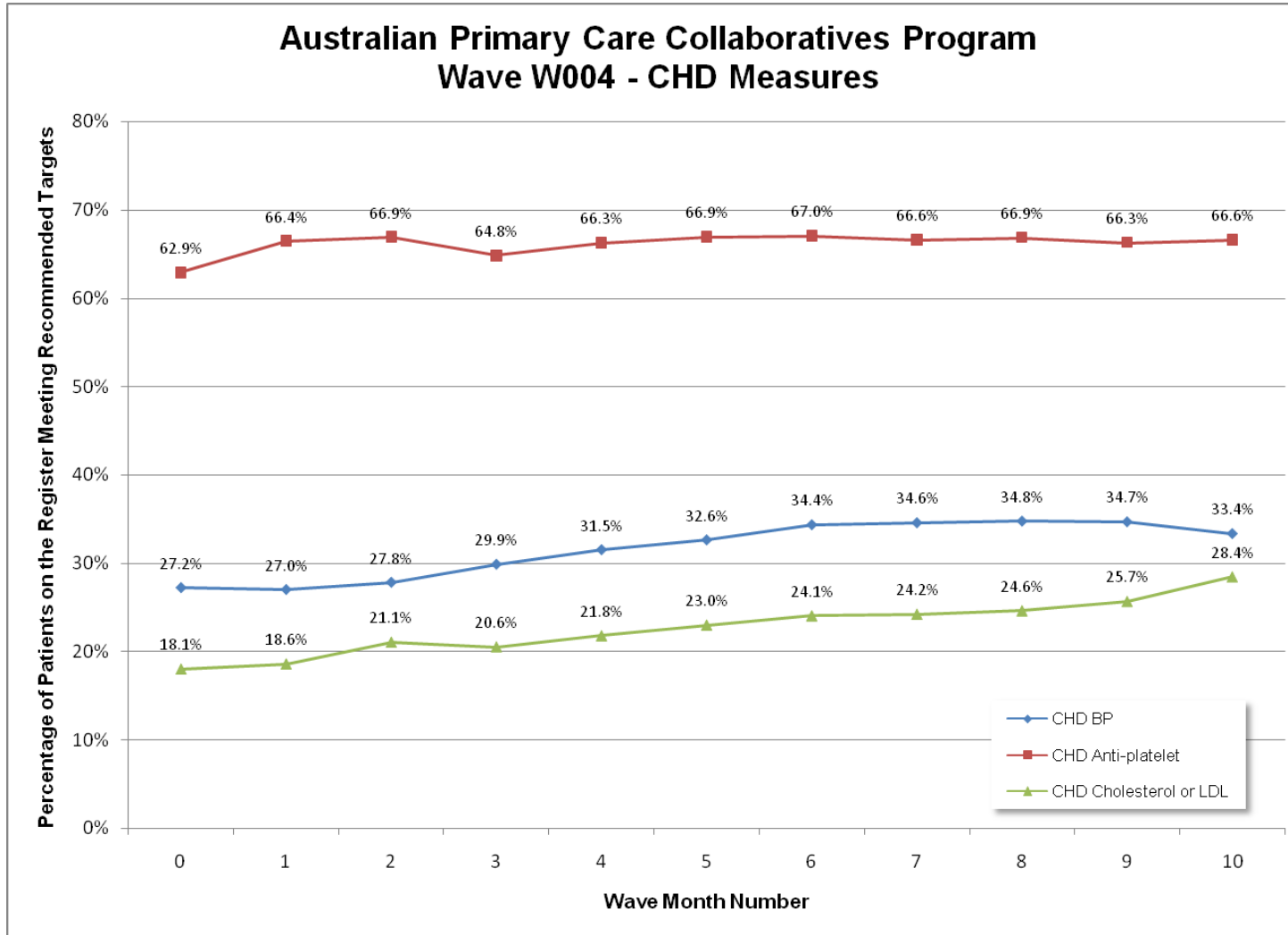
Diabetes register: The number of people within the clinical database that are coded with a diagnosis matching the Diabetes definition.

During months 6/7 one of the extraction tools (used by health services to extract data from clinical software) was updated. At this point, the registers increased because the changes identified additional people for each register. The registers steadied again at month 8 and continue to increase steadily as per the past 2 months.

Diabetes, Coronary Heart Disease and Access & Care Redesign

Wave 4 (national) Results (from baseline to month 10)

CHD Measures



BP \leq 130/80: The % of people on the CHD register who have a blood pressure record in the last 12 months of \leq 130/80.

Anti-platelet: The % of people on the CHD register who are prescribed an anti-platelet agent.

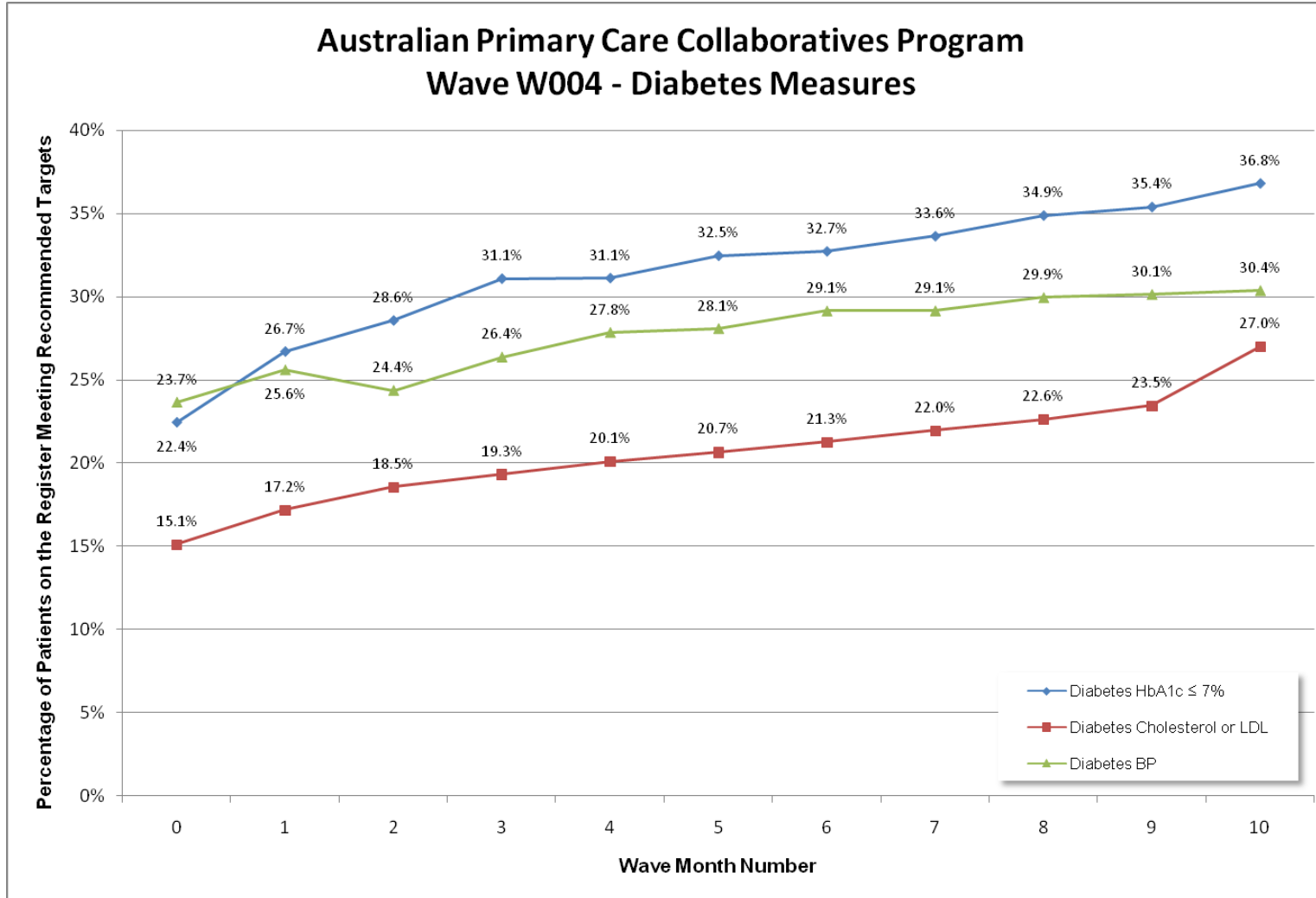
Cholesterol $<$ 4: The % of people on the CHD register whose cholesterol was recorded in the last 12 months at $<$ 4mmol/L.

The CHD cholesterol measure is improving at a steady rate. The CHD blood pressure and anti-platelet measures plateaued at approximately month 6 and remain steady.

Diabetes, Coronary Heart Disease and Access & Care Redesign

Wave 4 (national) Results (from baseline to month 10)

Diabetes Measures



HbA1c ≤7: The % of patients on the diabetes register with a recorded HbA1c measurement within the last 12 months that is ≤7%.

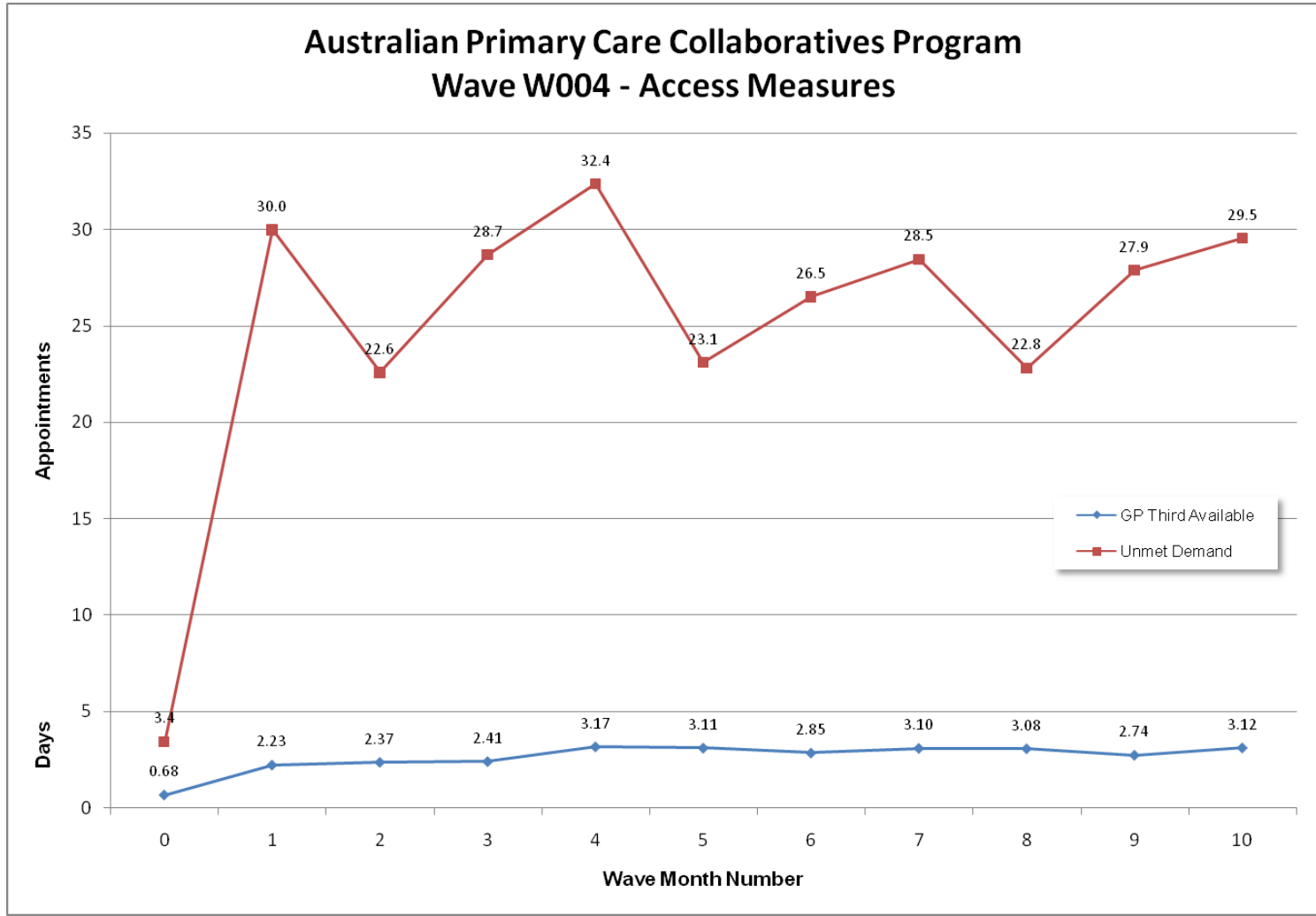
Cholesterol <4: The % of people on the diabetes register whose cholesterol was recorded in the last 12 months at <4mmol/L.

BP ≤130/80: The % of people on the diabetes register who have a blood pressure recorded in the last 12 months of ≤130/80.

Diabetes measures have shown consistent improvements since baseline. Both the HbA1c and cholesterol measures continue to improve at a steady rate.

Diabetes, Coronary Heart Disease and Access & Care Redesign
Wave 4 (national) Results (from baseline to month 10)

Access Measures



GP 3rd Available Appointment: The number of days at any given time until the third next appointment is available.

Unmet Demand: The number of patients whose appointment demands were not met.

The GP 3rd available appointment continues to hold steady, hovering at around 3 days. The unmet demand measure is variable, with an increase occurring over the last 2/3 months that may represent increased workload for health services as the flu season sets in.