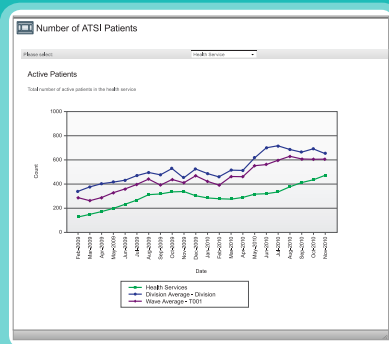


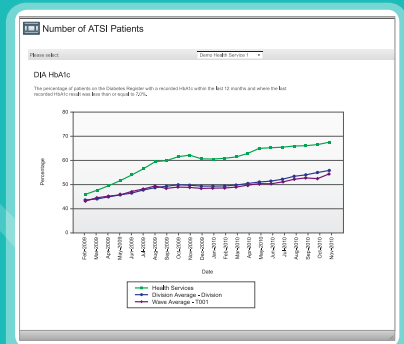
# Measuring for Improvement Using the Web Portal



**Health Services** - Use the web portal for fast, easy, electronic uploading of monthly measures.



**Division** - View and analyse health service graphs to better support local improvement initiatives.



**Health Services** - Convert raw data into easy to read graphs.

## Using the Web Portal

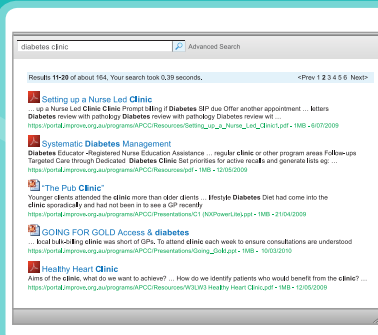
Date Picker: 21/10/2010

Division: Period Ending: 31/10/2010

Indicators	7	5	4	420	585.6
Total Practices Submitting	80,00%	NaN	45,5	26	
Accredited	PP	Total GP FTE	Total Nurse FTE		
Total Population	1%	54%	75%	75%	
	ATSI	Non ATSI	Electronic Registers	Electronic Recall	

Core Measure Trends since (2009-November)

**Division** - Collect indicators.



**Access Resources** - Including APCC workshop presentations, handbooks, templates, and more.

Dashboard - My Health Services - PD5A

Measure Reports

Health Services

KPIs	Measure	Good	Result	Status
CHD	Blood Pressure	95,00 %	86,38 %	🟡
CHD	CVD Register	88	88	🟢
COPO	COPO Register	95	91	🟡
COPO	Smoking Status	85,00 %	88,00 %	🟢
Diabetes	Diabetes Annual Cycle of Care	32,00 %	32,00 %	🟢
Diabetes	Diabetes Register	795	754	🟡
Diabetes	HbA1c < 7%	185	183	🟢
Diabetes	Multiple Risk Factor Assessment	95,00 %	92,00 %	🟡
Diabetes	Multiple Risk Factor - Self Management	85,00 %	84,00 %	🟡
Diabetes	Non-Diabetic	20,00 %	16,00 %	🟡

Health Service Details

**Health Services** - Set goals and track progress.

## HOW CAN THE WEB PORTAL BE ACCESSED?

To access the portal all you need is:

- Internet access on a computer,\* preferably broadband
- An individual email address

When you're ready to start using the web portal contact [data@improve.org.au](mailto:data@improve.org.au) and IF will provide you with user guides and registration forms.

Once activated on the web portal, health services can submit monthly data and automatically generate feedback graphs in real time.

*\* To extract data from your clinical system and submit it to the web portal it's best to have a data extraction tool or clinical software capable of extraction, as well as and broadband internet active on the same computer as your clinical software.*

## HOW MANY MEASURES CAN BE COLLECTED?

Collect upwards of 100 measures, spanning areas such as Chronic Obstructive Pulmonary Disease, Coronary Heart Disease, Diabetes, Chronic Disease Prevention, Aboriginal and/or Torres Strait Islander status, and some Division indicators. For a full list of measures available visit [http://www.apcc.org.au/about\\_the\\_APCC/program\\_results/program\\_measures/](http://www.apcc.org.au/about_the_APCC/program_results/program_measures/)

Health services choose the measures they want to collect, or with secure automated data submission it's easy to collect them all.

## WHAT DOES IT COST?

A cornerstone of the APCC Program is to encourage the collection of data to measure improvement.

Currently there is no cost to use the APCC site within the web portal. IF will assist you with resources which work with most clinical systems to support secure automated data extraction and submission.

## WHO IS USING THE WEB PORTAL?

Currently more than 400 health services use the web portal as a key tool to track their progress within the APCC Program. The IF web portal has also been utilised by other programs and organisations for tailor made recording, reporting, and measurement solutions:

- GP Plus Nurses Initiative
- PivotWest Infection Control Collaborative (Aged Care)
- OATSIH
- QAIHC

## WHAT IF I WANT TO KNOW MORE?

To find out more about the web portal contact the Improvement Foundation on **(08) 8422 7400** or email: [data@improve.org.au](mailto:data@improve.org.au).